


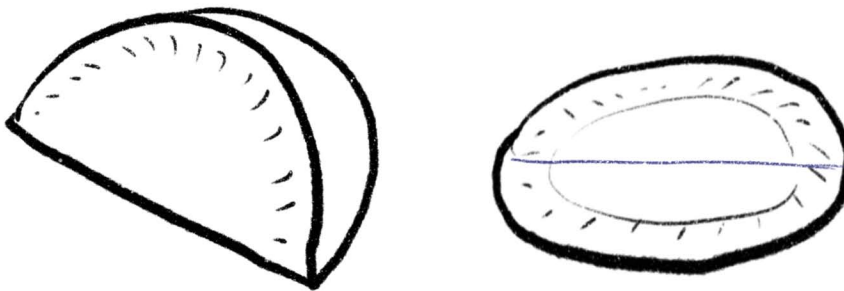
Paper Plate Dinosaur

Supplies


Scissors
Glue
Tape
Crayons or
markers




1. Color dinosaur & Plate on bottom side.
2. Cut out dinosaurs head, spikes, arms, legs and tail



3. Fold paper plate and a half then unfold it again.



4. Glue her tail and spikes to top half of plate



5. Fold plate in half and glue or tape closed.
6. Glue on feet and extra spikes.

**FIZZY
MAGIC**
BATH FIZZIES